

NORTH COAST RESOURCE PARTNERSHIP

DASHBOARD OF OUTCOMES

In the ongoing effort to track and report the actions and accomplishments of various NCRP initiatives and planning, following is a progress 'dashboard' that summarizes NCRP actions and projects from 2005.

A. NCRP FUNDING AWARDS

- Project Implementation Agreements = 12
- Planning Grant Agreements = 10
- Total funding awarded = \$127,047,351
- Total reported funding leveraged = \$66,000,000 (actual leveraged and matching funds far greater than the reported amount)

B. REGIONAL ADMINISTRATOR & PROJECT IMPLEMENTATION

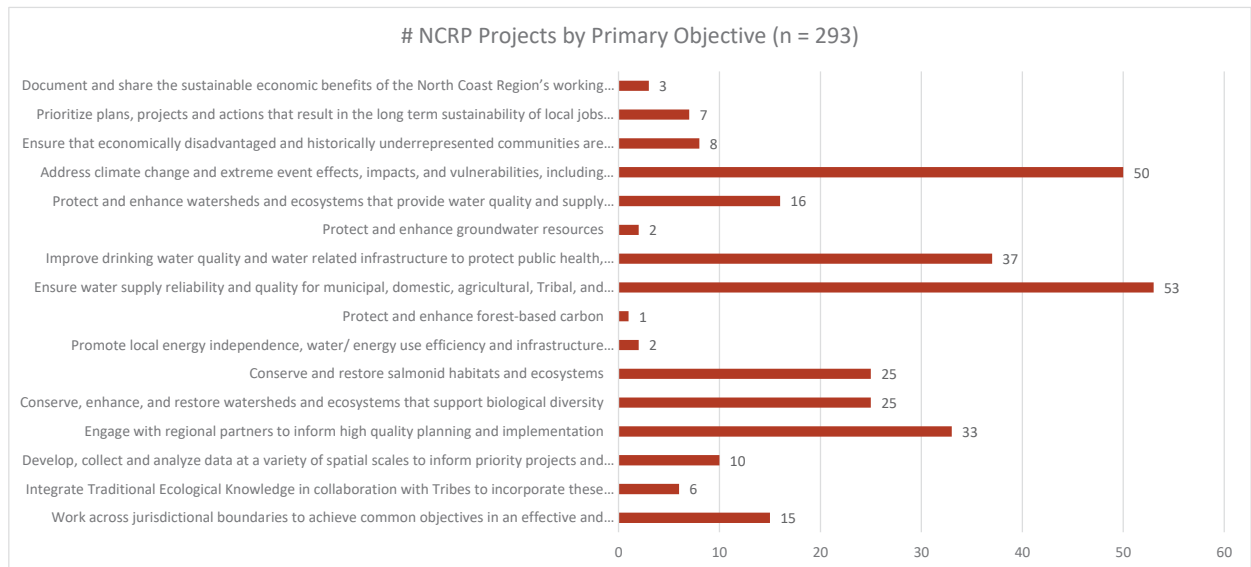
NCRP GRANT AWARDS SUMMARY LIST

| IMPLEMENTATION PROJECT GRANTS | | | | | | | | | |
|---|--------------------|-----------------------------|---|-------------|----------------------|------------------------|-----------------|---------------|---|
| Grant Name | Grant Award Amount | Grant Award Spent/ Invoiced | Funding Agency | Status | Sub Projects Awarded | Sub Projects Completed | Timeline | | Notes |
| | | | | | | | Grant Agreement | Completion | |
| PROPOSITION 50 | | | | | | | | | |
| The North Coast Integrated Regional Watershed Management Plan (NCIRWMP) was developed in response to the Proposition 50 (Prop 50) Round 1 Integrated Regional Water Management (IRWM) funding, awarded by the State Water Resources Control Board. The twenty-two projects funded through Proposition 50 Round 1 IRWM, were designed in this image, addressing ecological impacts at their source and generating benefits that have materialized in the regional and statewide economy. These projects directly addressed important goals of the NCIRWMP and the State of California: enhancing native salmonid habitat, providing adequate water supply to disadvantaged communities; and protecting and enhancing beneficial uses of impaired bodies of water. Prop 50 Round 2 & Supplemental Grant, funded by the State Water Resources Control Board, ensured that locally derived, solution-oriented actions are coordinated at the basin level and at the North Coast Region level to collectively address the cumulative impacts to salmonids and the beneficial uses of water throughout the entire North Coast Region. | | | | | | | | | |
| Prop 50 Round 1 | 24,831,579 | \$24,826,622 | State Water Resources Control Board (SWRCB) | Completed | 22 | 22 | December 2007 | April 2014 | All 22 projects completed. |
| Prop 50 Round 2 | \$2,075,000 | \$2,074,740 | SWRCB | Completed | 4 | 4 | April 2010 | December 2015 | All 4 projects completed. |
| Prop 50 Round 2 Supplemental | 2,176,860 | \$2,151,170 | SWRCB | Completed | 4 | 4 | September 2010 | December 2015 | All 4 projects completed. |
| PROPOSITION 84 | | | | | | | | | |
| The Prop 84 projects, funded by the Department of Water Resources (DWR), provided significant water supply and water quality benefits to disadvantaged communities (DACs) in the North Coast region. The projects addressed critical needs for water supply reliability through infrastructure improvements, while others focused on meeting water quality needs through extensive watershed restoration and rehabilitation efforts. Projects were selected to provide water supply reliability, water recycling, water conservation, water quality improvement, storm water capture and management, flood management, recreation and access, wetlands enhancement and creation, and habitat improvement while fostering coordination, collaboration, and communication among North Coast partners. The grant funding provided economic benefits as well, creating jobs and stimulating local economies. Many of the projects also provided cultural value, benefiting local communities and Tribes and furthering the goals of the NCIRWM/North Coast Resource Partnership. | | | | | | | | | |
| Prop 84 Round 1 | \$8,221,061 | \$7,767,256 | Department of Water Resources (DWR) | Completed | 17 | 17 | April 2013 | Aug 2018 | All 17 projects were completed |
| Prop 84 Round 2 | \$5,386,000 | \$5,375,803 | DWR | Completed | 13 | 12 | Sept 2014 | June 2019 | One project not completed and funds were allocated to another project. |
| Prop 84 Drought | \$8,700,000 | \$8,327,111 | DWR | Completed | 11 | 10 | July 2015 | June 2020 | One project unable to complete due to hydraulic and geotechnical issues. |
| Prop 84 Final Round | \$11,047,939 | \$10,335,995 | DWR | Completed | 25 | 23 | Sept 2016 | Dec 2021 | Two projects withdrawn due to obstacles that made project completion infeasible. |
| PROPOSITION 1 | | | | | | | | | |
| The Proposition 1 IRWM Grant Program, administered by DWR, provides funding for projects that help meet the long-term water needs of the region including assisting water infrastructure systems adapt to climate change and improving regional and local water self-reliance. | | | | | | | | | |
| Prop 1 Round 1 | \$14,884,537 | \$7,108,146 | DWR | In progress | 20 | 1 | April 2020 | June 2025 | Currently active and working on implementation |
| Prop 1 Round 2 | \$7,115,463 | \$0.00 | DWR | In Progress | 11 | 0 | May 2023 | Pending | Currently active and initiating implementation Funds from 2 of the projects were moved to Prop 1 Round 1 grant agreement. |

| URBAN & MULTIBENEFIT DROUGHT RELIEF | | | | | | | | | |
|---|----------------------|---------------------|----------|-------------|------------|-----------|------------|------------|--|
| The Urban and Multibenefit Drought Relief Grant program, administered by DWR, will provide financial assistance to North Coast projects to address drought impacts on human health and safety, protect fish and wildlife resources, and support other public benefits, such as ecosystem improvements. | | | | | | | | | |
| Urban/Multi-benefit Drought Relief: Implementation | \$7,907,271 | \$2,636,365 | DWR | In progress | 15 | 0 | March 2022 | April 2026 | Currently active and working on implementation |
| Urban/Multi-benefit Drought Relief: Planning | \$685,485 | \$342,743 | DWR | In progress | 2 | 0 | June 2022 | Aug 2025 | Currently active and working on implementation |
| REGIONAL FOREST HEALTH PILOT | | | | | | | | | |
| CAL FIRE awarded the NCRP a \$10 million grant to implement the Regional Forest Health Pilot. This program was developed in collaboration with the California Wildfire and Forest Resilience Task Force (Task Force) and designed to be one of the implementing engines, furthering the goals of the California Department of Conservation's (DOC) Regional Forest and Fire Capacity (RFFC) Program. The NCRP Regional Forest Health Pilot will be a test bed intended to result in a regional, landscape scale portfolio of projects that implement the goals of the CAL FIRE Forest Health Program. It will be used to evaluate opportunities to connect CAL FIRE's Forest Health program with the priorities outlined in the NCRP's Regional Priority Plan funded by DOC's RFFC Program. | | | | | | | | | |
| Regional Forest Health Pilot | \$10,000,000 | \$0.00 | CAL FIRE | Awarded | TBD | TBD | Pending | March 2029 | Developing subproject solicitation process |
| Subtotal | \$103,031,195 | \$70,945,951 | | | 143 | 93 | | | |

| PLANNING GRANTS | | | | | | | | | |
|---|--------------------|-----------------------------|---|-----------|----------------------|------------------------|-----------------|------------|--|
| Grant Name | Grant Award Amount | Grant Award Spent/ Invoiced | Funding Agency | Status | Sub Projects Awarded | Sub Projects Completed | Timeline | | Grant Name |
| | | | | | | | Grant Agreement | Completion | |
| STRATEGIC GROWTH COUNCIL, SUSTAINABLE COMMUNITIES PLANNING GRANT | | | | | | | | | |
| The objectives of the Strategic Growth Council, Sustainable Communities Planning Grant supported the NCRP to develop and obtain data related to carbon sequestration, emissions and renewable energy, forest and watershed health, downscaled climate data, natural capital values, sea level rise, built infrastructure – including water and wastewater, communications, transportation, and energy transmission. These data then became the basis for myriad meetings and planning sessions focused on integrated planning - among elected Tribal and County leaders, technical experts, staff and the community. The intent of these meetings and the planning process was to evaluate the data and information collected and to consider mechanisms to achieve multiple benefits from a particular strategy, action or set of actions. Examples included collaborative planning focused on geographic areas or projects that could achieve objectives related to fuel load reduction, forest health, water supply and quality, emissions reduction, local jobs and revenue and climate adaptation. These funds supported the development of the following: Climate Mitigation Report for the North Coast Region of California; North Coast Regional Climate Adaptation Report; Healthy Watersheds, Vital Communities, Thriving Economies: Actionable Strategies for California's North Coast Region; North Coast Healthy Watersheds & Vital Communities: Economic Analysis; Technical Report for the North Coast of California Ecosystem Service Valuation, March 2016; and A Review And Assessment of Potential Funding Sources for the North Coast Resource Partnership. | | | | | | | | | |
| Sustainable Communities Grant | \$1,000,000 | \$986,044 | Strategic Growth Council/Department of Conservation | Completed | N/A | N/A | June 2014 | March 2018 | Successfully completed planning project. |
| PROPOSITION 84 PLANNING GRANT | | | | | | | | | |
| The Proposition 84 Planning Grant was awarded by DWR to the NCRP to facilitate activities associated with the implementation and maintenance of, what was referred to at that time as, the North Coast Integrated Regional Water Management Plan (NCRWMP). The project integrated long term planning and high-quality project implementation in an adaptive management framework—fostering coordination and communication among the diverse stakeholders in the Region. Focus areas for the NCRWMP included salmonid recovery, enhancement of the beneficial uses of water, and the synchronization of state and federal priorities with local priorities, knowledge, and leadership. | | | | | | | | | |
| Proposition 84 Planning | \$1,000,000 | \$1,000,000 | DWR | Completed | N/A | N/A | Feb 2012 | April 2015 | Successfully completed planning project. |
| TRIBAL ENGAGEMENT & ECONOMIC OPPORTUNITY FOR DISADVANTAGED COMMUNITIES FOR WATER AND WASTEWATER SERVICE PROVIDERS | | | | | | | | | |
| The NCRP undertook this pilot project to address the problem of failing infrastructure in economically disadvantaged communities (DACs) and provide tools to help sustain safe and effective water and wastewater service into the future. The funding provided for this project supported the NCRP's ability to gain a better understanding of the challenges faced by DACs in the North Coast Region. Technical assistance has been provided to disadvantaged communities and Tribes to help identify needs and potential solutions and prepare for funding opportunities. The project has been very successful in increasing the understanding of the needs of DAC water and wastewater service providers in the Region, improving lines of communication, and developing tools and strategies to build capacity. | | | | | | | | | |
| Disadvantaged Communities Water and Wastewater Service Provider Outreach and Support Pilot | \$500,000 | \$500,000 | DWR | Completed | N/A | N/A | Oct 2011 | Jan 2015 | Successfully completed planning project. |
| Tribal Engagement & Economic Opportunity for Disadvantaged Communities | \$2,650,000 | \$2,650,000 | DWR | Completed | N/A | N/A | April 2017 | Oct 2023 | Project closeout in progress. |
| REGIONAL FOREST AND FIRE CAPACITY (RFFC) PROGRAM BLOCK GRANTS | | | | | | | | | |
| The grants are designed to align with and reflect all elements of the RFFC program guidelines, and will support the rapid increase of wildfire, forest, and community resiliency projects consistent with the California Wildfire and Forest Resilience Action Plan, Agreement for Shared Stewardship of California's Forests and Rangelands, the California Forest Carbon Plan, and Executive Order B-52-18. This will be accomplished through the development and implementation of NCRP's Regional Priority Plan, supporting the enhanced capacity of regional partners, and developing a substantial suite of priority projects ready for implementation. Nearly \$1.8 million of this award was used to fund 13 demonstration projects intended to be scalable, replicable, measurable, innovative, and result in outcomes that increase the pace, scope, and scale of multi-benefit forest management and stewardship in the North Coast region. | | | | | | | | | |

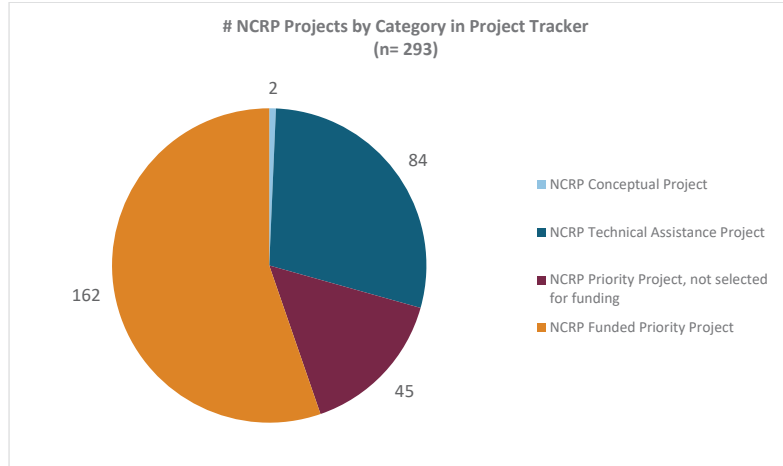
| | | | | | | | | | |
|--|----------------------|---------------------|---|-------------|--------------------|------------|----------|------------|--|
| Regional Forest and Fire Capacity - Round 1 | \$4,037,500 | \$3,700,000 | Natural Resources Agency/ Department of Conservation | In Progress | 13 | 13 | May 2019 | March 2024 | Included \$1.8 million to fund 13 demonstration projects |
| Regional Forest and Fire Capacity - Round 2 | \$13,560,000 | \$1,100,000 | Department of Conservation | In Progress | Sub Awards Pending | | Nov 2021 | Dec 2025 | |
| FIRE RESPONSE CAPACITY PROJECT | | | | | | | | | |
| The grant funded by the Humboldt Area Foundation and Wild Rivers Community Foundation funds a pilot project intended to strengthen the long-term sustainability of the fire response programs of Tribes and very rural fire departments and protection districts, through capacity building. The geographic area covered by this pilot project encompasses Humboldt (including Karuk Tribal territory that overlaps with Siskiyou County), Del Norte, and Trinity Counties. This pilot project is being integrated into the larger regionwide RFFC Program. | | | | | | | | | |
| Fire Response Capacity Project | \$400,000 | \$400,000 | Humboldt Area Foundation & Wild Rivers Community Foundation | In Progress | 4 | 0 | Nov 2021 | Nov 2023 | Full funding award received and allocated to support project objectives through Oct 2024. Report delivered in Nov 2023 – “A Strategy for Enhancing Long Term Capacity in Tribal and Rural fire Agencies in the North Coast Region” |
| WOODY FEEDSTOCK AGGREGATION PILOT PROJECT | | | | | | | | | |
| The County of Humboldt, on behalf of the NCRP, was selected as one of five public agencies to lead pilot projects to develop and provide regional strategies to improve feedstock supply chain logistics in order to produce community fire resilience benefits. | | | | | | | | | |
| Woody Feedstock Aggregation Pilot Project | \$700,000 | \$530,000 | Governor's Office of Planning and Research | In Progress | 3 | | Feb 2022 | March 2025 | |
| ACTIONABLE LIDAR-BASED DATA FOR WILDFIRE PREVENTION PLANNING, RESPONSE, AND REHABILITATION ON CALIFORNIA'S NORTH COAST | | | | | | | | | |
| The NCRP worked with regional and state partners to secure funding for the “Filling the gaps in lidar data for Northern California” project which is supporting the acquisition and processing of lidar data by the U.S. Geological Survey (USGS). Subsequently, the NCRP was selected to receive funds (\$149,466) from the National Aeronautics and Space Administration (NASA) to support the “Actionable Lidar-Based Data for Wildfire Prevention Planning, Response, and Rehabilitation on California's North Coast Project”. The Project will process the lidar data collected by the USGS to create a unified point cloud and derived products to support wildfire planning, response, and recovery for the twelve (12) million acres of California's North Coast Region. | | | | | | | | | |
| Actionable Lidar-Based Data for Wildfire Prevention Planning, Response, and Rehabilitation on California's North Coast | \$123,656 | \$0 | National Aeronautics and Space Administration | In Progress | N/A | N/A | Oct 2022 | Oct 2024 | Standing by for Lidar data |
| RIPARIAN CORRIDOR REGIONAL WORK PLAN | | | | | | | | | |
| This funding, provided by the Resources Legacy Fund, is supporting the development of a detailed scope of work to share with funders for the creation of an aquatic ecosystem and working lands conservation plan for the North Coast Region. | | | | | | | | | |
| Riparian Corridor Regional Work Plan | \$45,000 | \$500 | Resources Legacy Fund | In Progress | N/A | N/A | Aug 2022 | Dec 2023 | Standing by for Lidar data |
| Subtotal: | \$24,016,156 | \$10,866,544 | | | 20 | 13 | | | |
| GRAND TOTAL | \$127,047,351 | \$81,812,495 | | | 164 | 106 | | | |



C. PROJECT PRIORITIZATION, DEVELOPMENT AND CAPACITY ENHANCEMENT

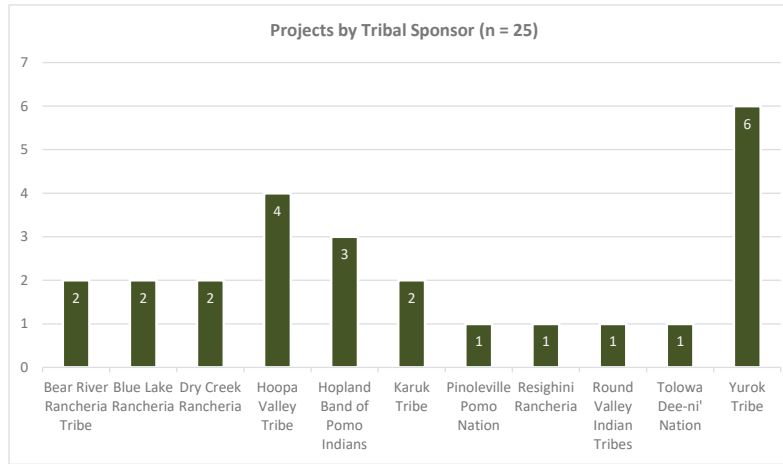
NCRP PROJECTS BY CATEGORY

| | |
|-----------------------------------|-----|
| NCRP Conceptual Project | 2 |
| NCRP Technical Assistance Project | 84 |
| NCRP Priority Project | 45 |
| NCRP Funded Priority Project | 162 |
| | 293 |



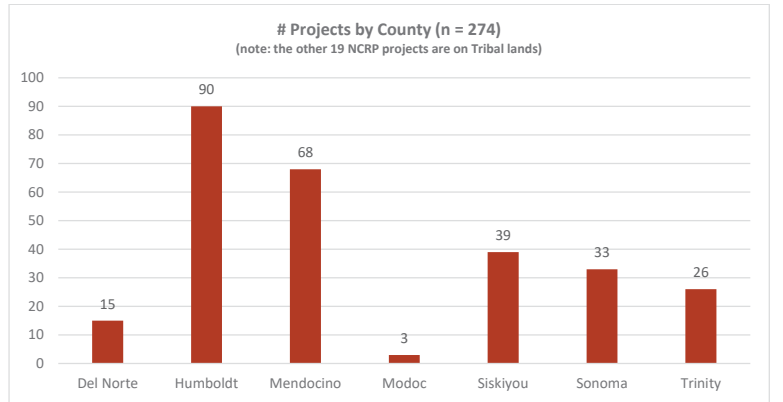
NCRP PROJECTS BY TRIBAL SPONSOR

| | |
|------------------------------|----|
| Bear River Rancheria Tribe | 2 |
| Blue Lake Rancheria | 2 |
| Dry Creek Rancheria | 2 |
| Hoopla Valley Tribe | 4 |
| Hopland Band of Pomo Indians | 3 |
| Karuk Tribe | 2 |
| Pinoleville Pomo Nation | 1 |
| Resighini Rancheria | 1 |
| Round Valley Indian Tribes | 1 |
| Tolowa Dee-ni' Nation | 1 |
| Yurok Tribe | 6 |
| | 25 |



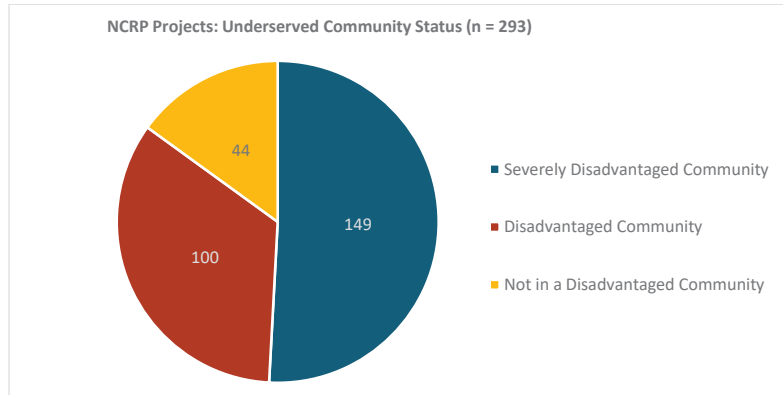
NCRP PROJECTS BY COUNTY

| | |
|-----------|-----|
| Del Norte | 15 |
| Humboldt | 90 |
| Mendocino | 68 |
| Modoc | 3 |
| Siskiyou | 39 |
| Sonoma | 33 |
| Trinity | 26 |
| | 274 |



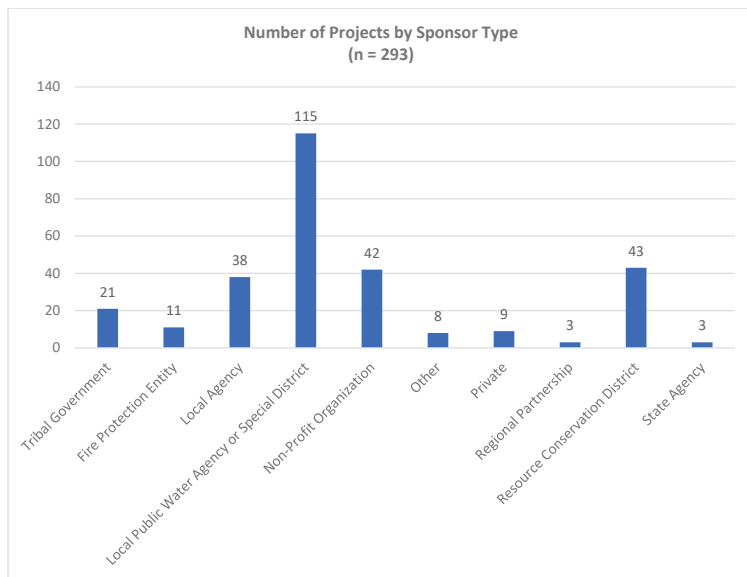
NCRP PROJECTS BY UNDERSERVED COMMUNITY STATUS

| | |
|----------------------------------|-----|
| Severely Disadvantaged Community | 149 |
| Disadvantaged Community | 100 |
| Not in a Disadvantaged Community | 44 |
| | 293 |



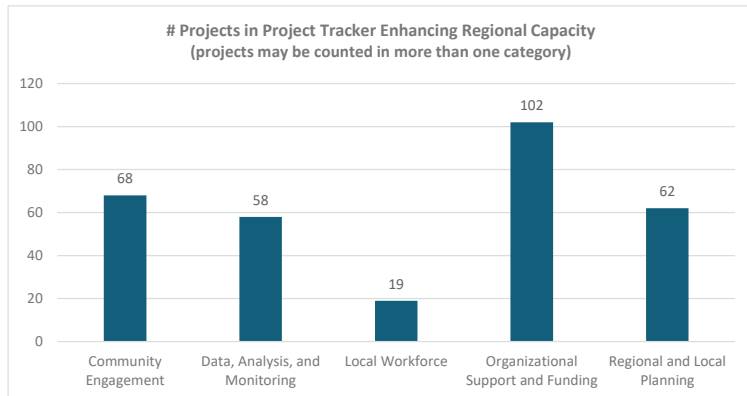
PROJECT SPONSOR TYPE

| | |
|---|------------|
| Tribal Government | 21 |
| Fire Protection Entity | 11 |
| Local Agency | 38 |
| Local Public Water Agency or Special District | 115 |
| Non-Profit Organization | 42 |
| Other | 8 |
| Private | 9 |
| Regional Partnership | 3 |
| Resource Conservation District | 43 |
| State Agency | 3 |
| Total | 293 |



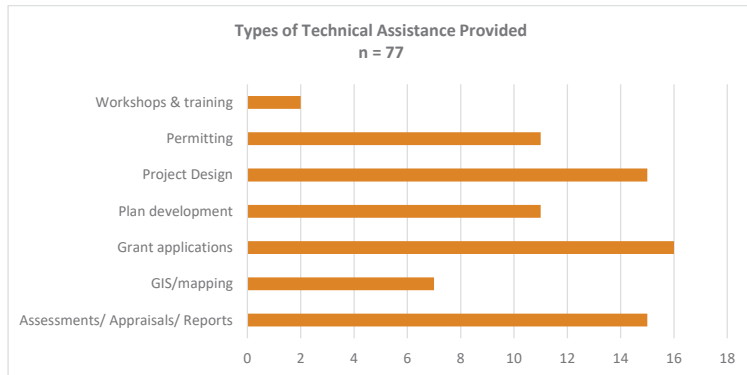
NCRP PROJECTS ENHANCING REGIONAL CAPACITY BY ACTIVITY TYPE

| | |
|------------------------------------|------------|
| Community Engagement | 68 |
| Data, Analysis, and Monitoring | 58 |
| Local Workforce | 19 |
| Organizational Support and Funding | 102 |
| Regional and Local Planning | 62 |
| Total | 309 |



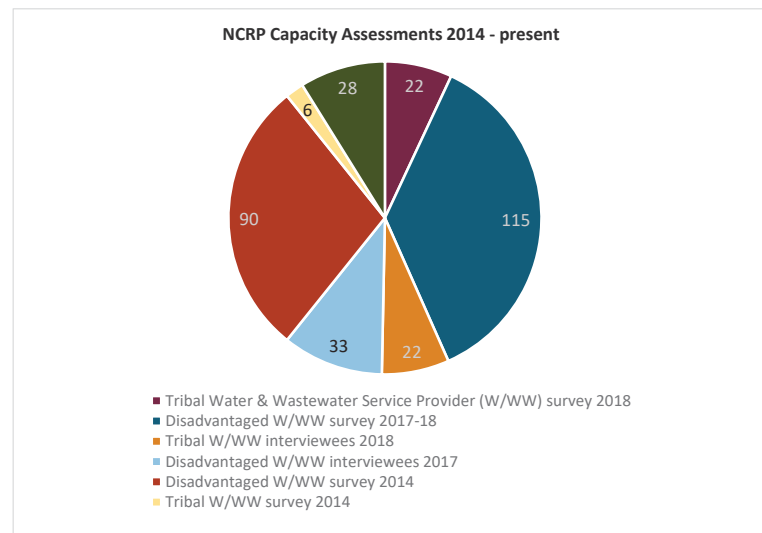
NCRP RFFC ENHANCEMENT PROJECTS BY TYPE

| | |
|--------------------------------|-----------|
| Technical Assistance | 77 |
| Demonstration (Implementation) | 13 |
| Total | 90 |



NCRP CAPACITY ASSESSMENTS

| | |
|---|------------|
| Tribal Water & Wastewater Service Provider (W/WW) survey 2018 | 22 |
| Disadvantaged W/WW survey 2017-18 | 115 |
| Tribal W/WW interviewees 2018 | 22 |
| Disadvantaged W/WW interviewees 2017 | 33 |
| Disadvantaged W/WW survey 2014 | 90 |
| Tribal W/WW survey 2014 | 6 |
| Humboldt Area Foundation Assessments 2023 | 28 |
| Total | 316 |



PROJECT BENEFITS

Agricultural Heritage Preservation = 39 projects

Avoided Costs = \$ 26,006,929

Biomass Utilization = 80 tons

Capacity Enhancement = 60 projects

Climate resilience: Carbon storage = 312 metric tons

Climate resilience: GHG reduction = 155 metric tons

Community Health & Safety = 66 projects

Environmental justice & social equity = 175 projects

Firefighting capacity/infrastructure improved = 28 projects

Fuel Reduction = 422 acres

Habitat: Increased instream flow = 32,278 acre-ft

Habitat: protection of special status species = 72 projects

Habitat: restoration & enhancement = 2,033 acres

Honoring & Incorporating Tribal priorities = 28 projects

Jobs created or maintained (FTE) = 632

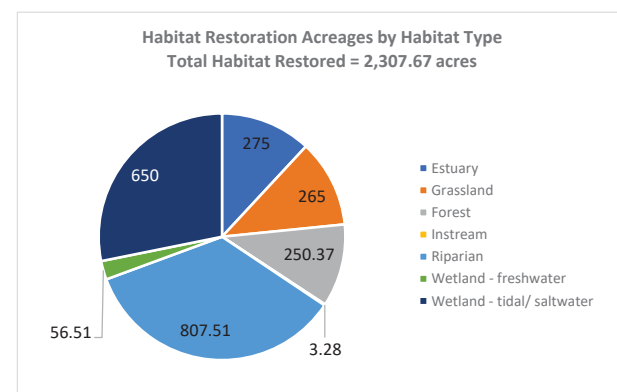
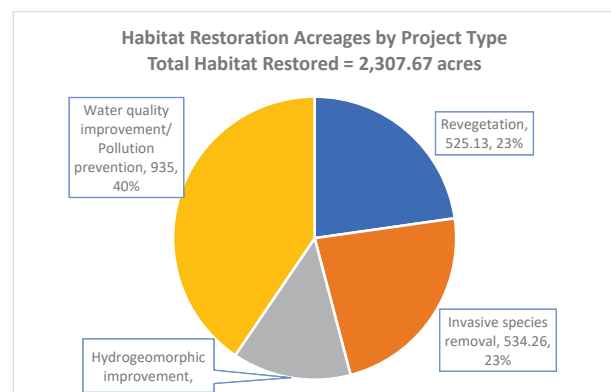
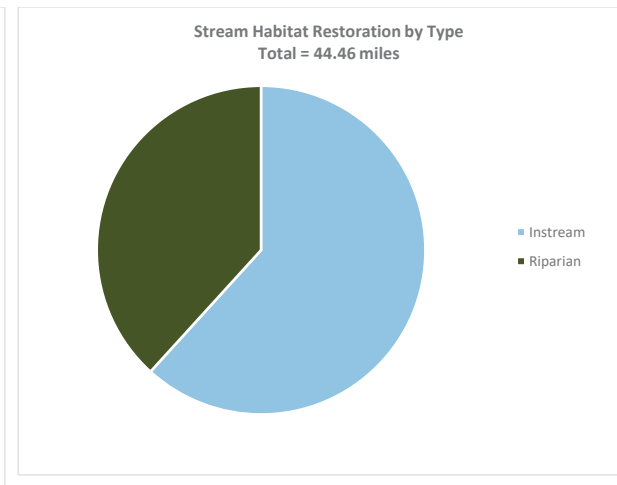
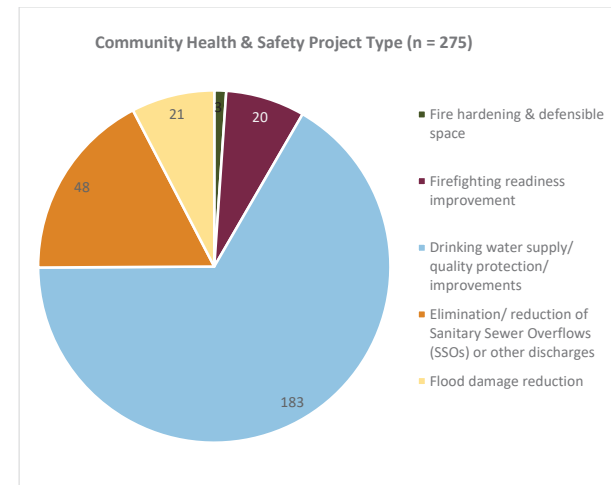
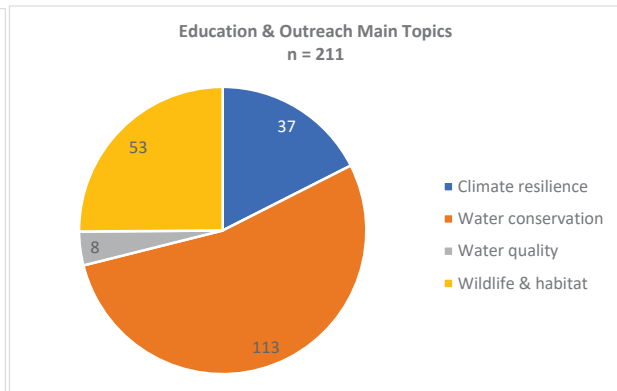
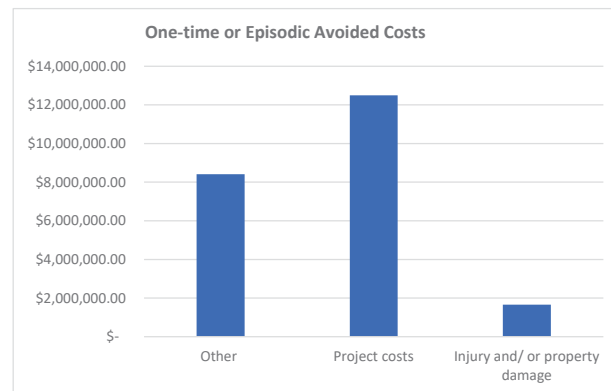
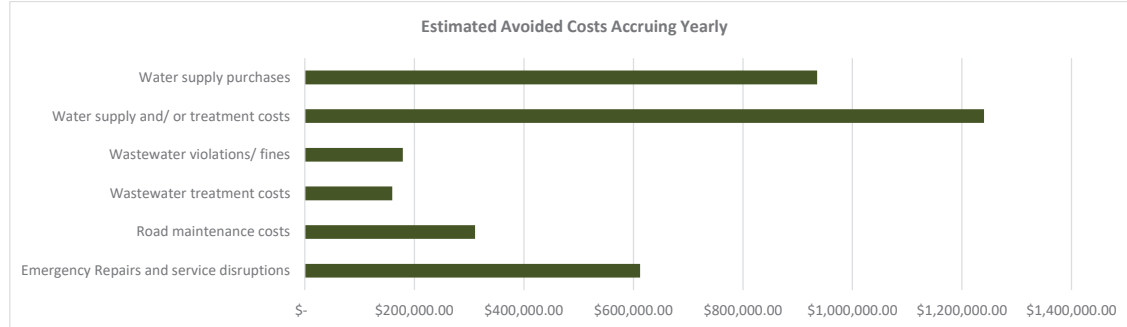
Revegetation and Reforestation = 153,201 plants

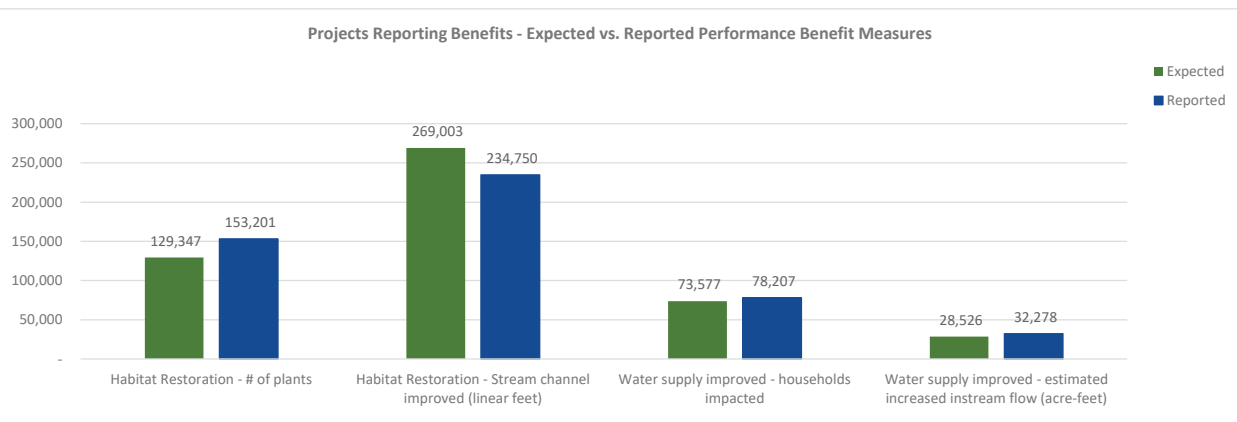
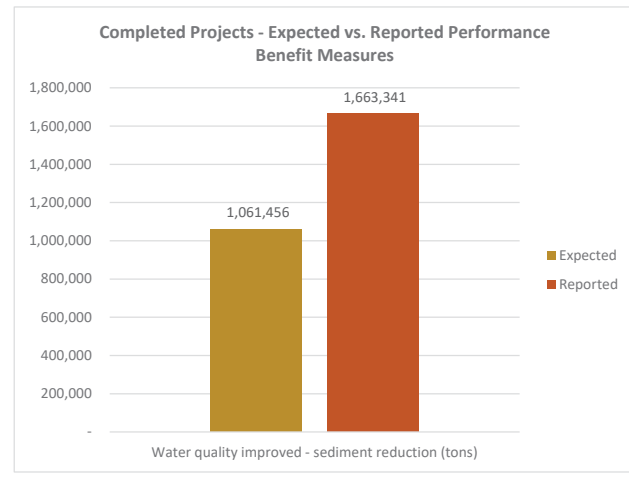
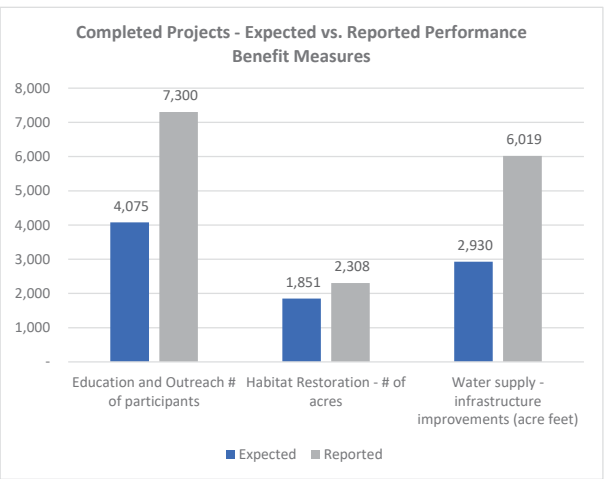
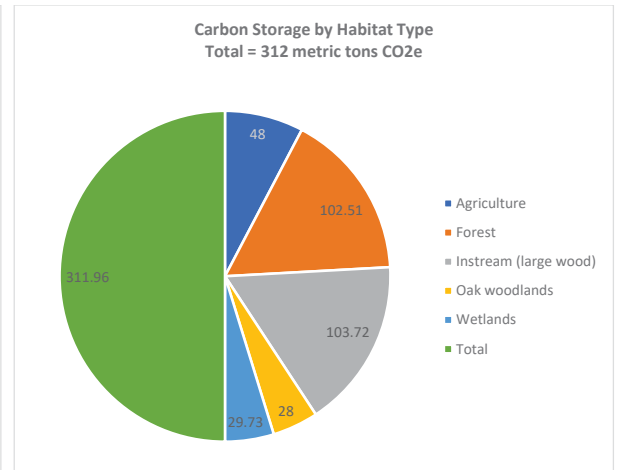
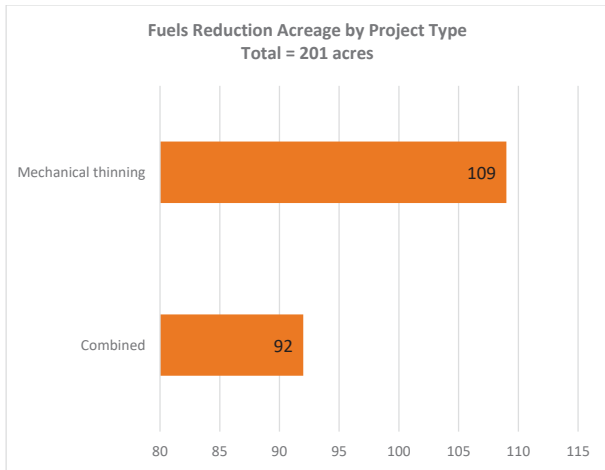
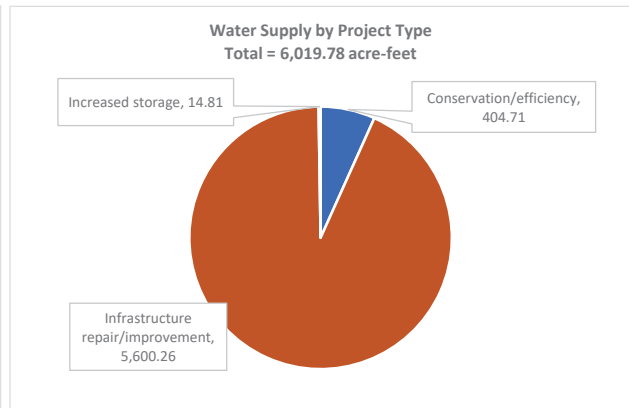
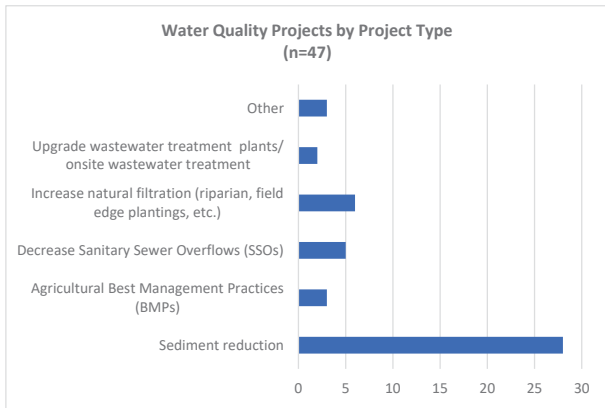
Water quality: improved water quality = 47 projects

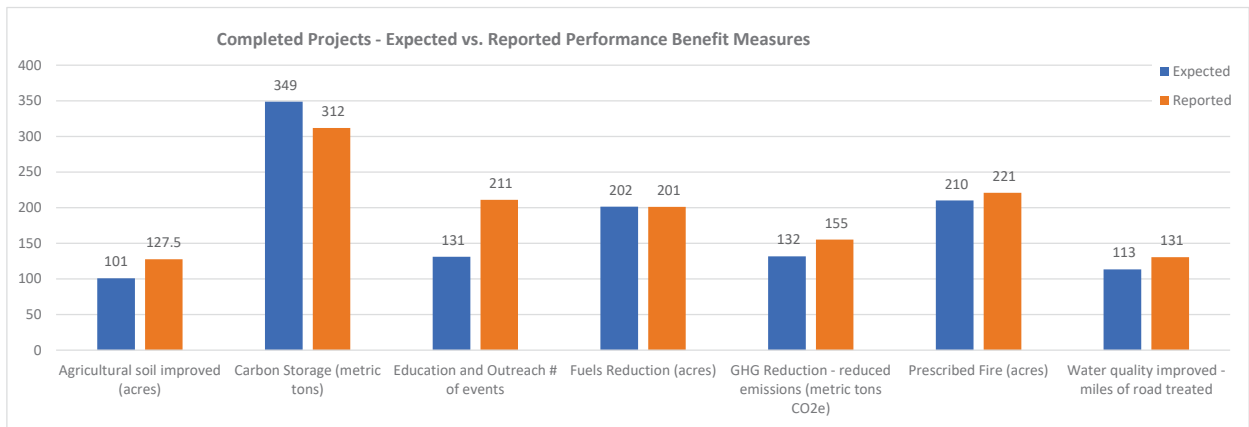
Water quality: sediment stabilization = 1,663,340 tons

Water supply: improved reliability = 6,020 acre-ft year

Water supply: improved reliability = 78,207 households)





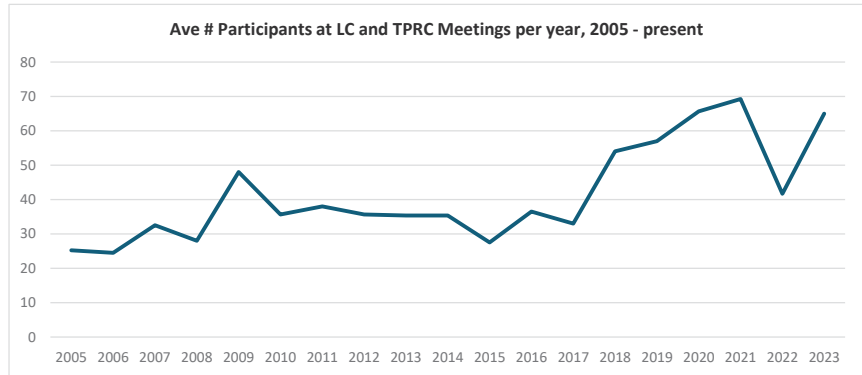


D. NCRP ENGAGEMENT UPDATE

- # NCRP Leadership Quarterly meetings = 50
- NCRP Leadership Quarterly meeting participation = 2001
- # Workshops or Events (and # participants) = TBD
- # Tribal Representative Meetings (and # attended) = TBD
- # Tribal Meetings (and # participants) = TBD
- # Tribal Council Presentations = TBD
- # Partner Meetings & Presentations = TBD

AVERAGE # PARTICIPANTS AT NCRP QUARTERLY MEETINGS

| Year | Ave # Participants |
|------|--------------------|
| 2005 | 25 |
| 2006 | 25 |
| 2007 | 33 |
| 2008 | 28 |
| 2009 | 48 |
| 2010 | 36 |
| 2011 | 38 |
| 2012 | 36 |
| 2013 | 35 |
| 2014 | 35 |
| 2015 | 28 |
| 2016 | 37 |
| 2017 | 33 |
| 2018 | 54 |
| 2019 | 57 |
| 2020 | 66 |
| 2021 | 69 |
| 2022 | 42 |
| 2023 | 77.5 |



NCRP QUARTERLY MEETING PARTICIPANTS BY YEAR

| Year | # Participants |
|------|----------------|
| 2005 | 101 |
| 2006 | 49 |
| 2007 | 65 |
| 2008 | 28 |
| 2009 | 48 |
| 2010 | 59 |
| 2011 | 38 |
| 2012 | 107 |
| 2013 | 106 |
| 2014 | 106 |
| 2015 | 85 |
| 2016 | 73 |
| 2017 | 33 |
| 2018 | 162 |
| 2019 | 114 |
| 2020 | 197 |
| 2021 | 277 |
| 2022 | 125 |
| 2023 | 155 |

